

SCV SERIES SCREW COMPRESSOR

Screw Compressor / **Single Stage** Open Type

SCV SERIES



MYCOM

MAYEKAWA
MYCOM

The content of this pamphlet may change without advance notice due to improvements to the product.
* Mayekawa and MYCOM are registered trademarks of Mayekawa Mfg. Co., Ltd.


MAYEKAWA MFG.CO.,LTD.

[Head Office]: 3-14-15 Botan, Koto-ku, Tokyo 135-8482, JAPAN
TEL:(81)3-3642-8181 FAX:(81)3-3643-7094

[Inquiries]: global-contact@mayekawa.co.jp
<http://www.mayekawa.com>

Highly-efficient screw compressor with wide product range and No.1 track record

Screw Compressor [Single Stage] Open Type SCV SERIES



Variable Vi Mechanism (2.63-5.80 range) to Efficiently Cover Wide Temperature Range

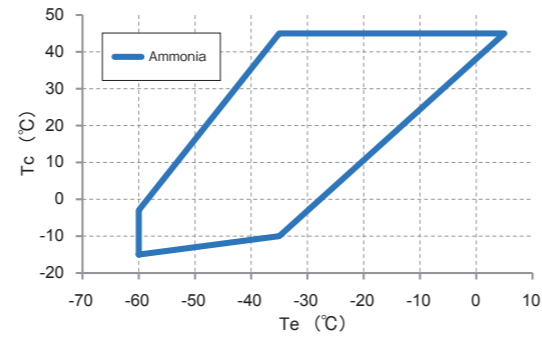
Offers Wide Range of Capacities

Available in 13 models, the SCV series covers a wide displacement range from 415 m³/h to 4740 m³/h*.

* At 2950 rpm

Applications

Operates over a wide range of temperature and serves in industrial refrigerating, freezing, and air conditioning applications. Also workable as a booster compressor.



Longtime Seller

With a proven 4:6 rotor configuration, the SCV series offers optimal performance to customers.

Specifications

Model (N/P/F)*1 *2		160V			200V			250V				320V			
		SD	MD	LD	SD	MD	LD	SD	MD	LD	LLD	SD	MD	LD	
Refrigerant		Ammonia / Propane, Propylene / HFCs													
Theoretical displacement	2950rpm	m ³ /h	415	519	622	810	1020	1210	1580	1980	2360	2800	3170	3960	4740
	3550rpm	m ³ /h	499	624	749	975	1220	1460	1900	2380	2840	3370	3820	4760	5700
Minimum rotation speed	rpm	1450*3													
Maximum rotation speed	rpm	4500*3													
Rotation direction		CCW as viewed from motor													
Capacity control	%	100-30													
Gas inlet port		MYCOM 125A*4			MYCOM 150A*4			MYCOM 250A*4				MYCOM 350A*4			
Gas outlet port		MYCOM 100CD*4			MYCOM 125CD*4			MYCOM 150CD*4				MYCOM 200CD*4			

* 1. Specify the refrigerant by adding a prefix to the model code (N = ammonia / P = propane, propylene / F = fluorocarbons).

* 2. Please contact us separately for models with a designation ending with G (downward discharge).

* 3. The range of rotation speed varies by operating conditions. Please refer to the ranges of use stated in the operating instructions.

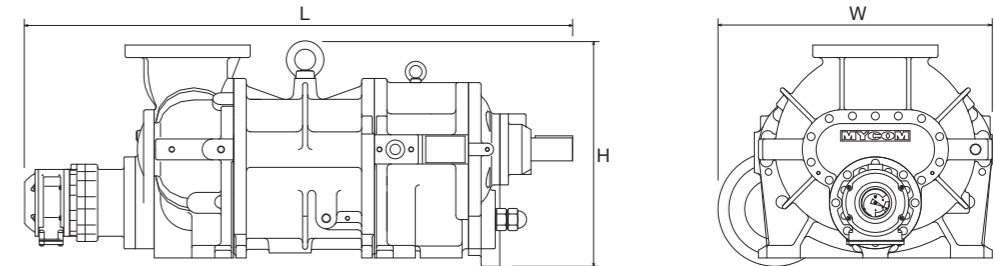
* 4. Flanges with a designation starting with MYCOM are in-house products of MYCOM.

Performance charts

Refrigerant	Temperature	Ammonia			Propane	R404A		R134a
		-40 / +35°C	-40 / -10°C	-10 / +35°C	-10 / +35°C	-40 / +35°C	0 / +40°C	+2 / +42°C
		Liquid Subcooling : 5°C Suction Superheat : 0°C Rotation speed : 2950rpm Economizer-type	Liquid Subcooling : 5°C Suction Superheat : 0°C Rotation speed : 2950rpm	Liquid Subcooling : 5°C Suction Superheat : 0°C Rotation speed : 2950rpm	Liquid Subcooling : 5°C Suction Superheat : 10°C Rotation speed : 2950rpm	Liquid Subcooling : 5°C Suction Superheat : 25°C Rotation speed : 2950rpm Economizer-type	Liquid Subcooling : 5°C Suction Superheat : 25°C Rotation speed : 2950rpm	Liquid Subcooling : 5°C Suction Superheat : 25°C Rotation speed : 2950rpm
Model								
160VSD/G	Cooling capacity (kW)	75.2	83.4	272.9	219.9	89.0	333.9	218.6
	Absorbed power (kW)	53.4	20.1	74.3	68.3	72.5	98.8	55.9
160VMD/G	Cooling capacity (kW)	94.0	105.4	341.6	275.8	110.9	418.5	275.6
	Absorbed power (kW)	64.5	24.6	89.5	82.3	87.3	119.0	68.6
160VLD/G	Cooling capacity (kW)	112.6	127.5	409.4	331.1	133.2	502.4	332.8
	Absorbed power (kW)	76.6	29.5	106.3	97.7	103.5	141.4	82.3
200VSD/G	Cooling capacity (kW)	149.6	171.6	539.8	432.2	178.4	655.6	439.9
	Absorbed power (kW)	103.6	39.2	143.8	132.2	140.8	191.2	109.2
200VMD/G	Cooling capacity (kW)	189.5	216.2	683.1	546.0	223.0	828.1	558.2
	Absorbed power (kW)	126.4	48.7	175.1	161.1	171.2	233.0	135.6
200VLD/G	Cooling capacity (kW)	229.4	260.0	825.3	658.5	267.8	998.6	667.0
	Absorbed power (kW)	150.0	57.8	207.7	191.0	202.8	276.3	160.9
250VSD/G	Cooling capacity (kW)	302.7	340.0	1073.7	860.9	359.0	1305.3	873.2
	Absorbed power (kW)	197.1	76.4	272.2	250.3	268.1	362.1	212.9
250VMD/G	Cooling capacity (kW)	380.8	428.4	1349.1	1084.4	447.4	1643.8	1094.3
	Absorbed power (kW)	242.6	94.0	334.9	307.9	328.7	445.4	261.9
250VLD/G	Cooling capacity (kW)	456.1	513.0	1611.5	1298.5	533.4	1968.1	1304.3
	Absorbed power (kW)	289.2	112.2	399.4	367.3	391.1	531.4	312.4
250VLLD	Cooling capacity (kW)	536.4	606.9	1906.4	1536.0	655.7	2702.3	1547.5
	Absorbed power (kW)	341.0	132.7	472.5	434.6	423.2	512.3	369.6
320VSD	Cooling capacity (kW)	614.4	687.7	2160.1	1740.5	729.1	2638.1	1752.0
	Absorbed power (kW)	395.9	153.4	546.1	502.2	538.3	726.5	427.2
320VMD	Cooling capacity (kW)	764.3	857.9	2695.0	2171.5	898.4	3291.3	2188.6
	Absorbed power (kW)	488.6	189.5	674.7	620.5	661.9	897.5	527.7
320VLD	Cooling capacity (kW)	896.5	1008.1	3166.5	2551.4	1050.0	3867.2	2599.6
	Absorbed power (kW)	573.6	222.6	792.6	728.9	775.8	1054.3	619.9

* The machine cannot be used under certain conditions. Please consult us for further details.

Outer dimensions



Model	Weight(kg)	W (mm)	L (mm)	H (mm)	
160V	SD	370	470	1029	431
	MD	380	470	1074	431
	LD	390	470	1119	431
200V	SD	630	657	1201	540
	MD	670	657	1258	540
250V	LD	700	657	1313	540
	SD	1180	789	1397	655
	MD	1220	789	1469	655
	LLD	1300	789	1537	655
320V	SD	2240	996	1798	861
	MD	2480	996	1886	861
	LD	2640	996	1973	861

* The outer dimension drawings illustrate the model 200VLD. * Please contact us separately for models with a designation ending with G (downward discharge).

* Please consult us for further details.